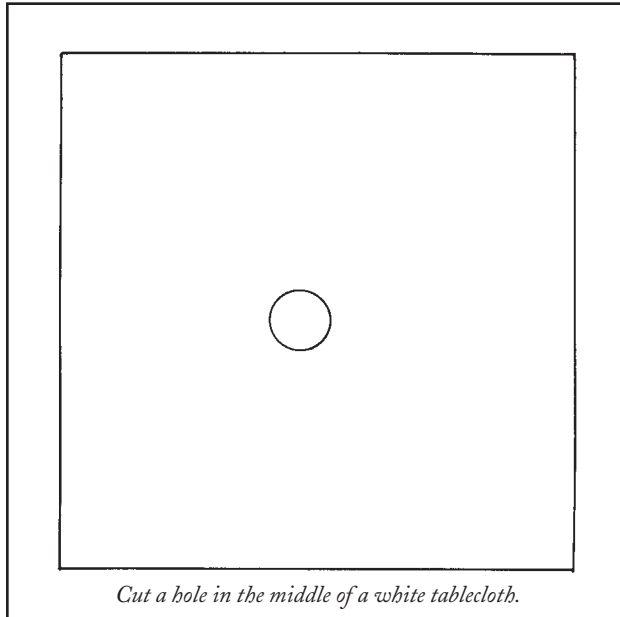


HOW TO SURVIVE IF THE BRIDE'S GOWN IS LOST

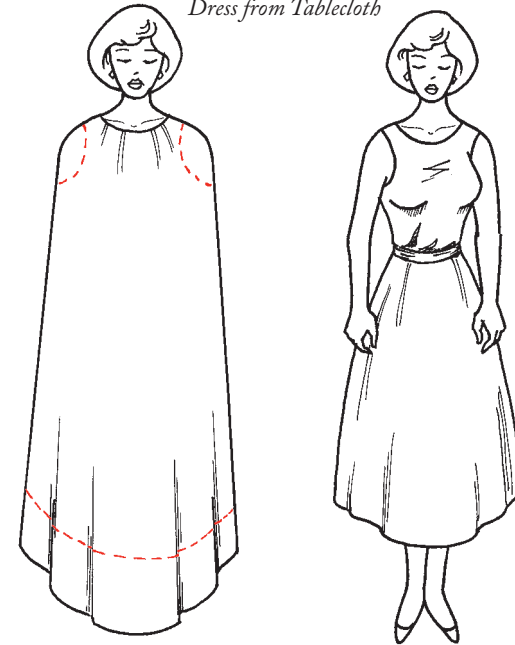


Make a dress from a tablecloth.

- Remove a white tablecloth from table and cut a hole in the middle.
- Drop it over your head.
- Cut two more holes for your arms.
- Cut around the entire hem of the tablecloth to produce a sash. Tie this around your waist.



Dress from Tablecloth



*Cut arm holes and trim
for length.*

Use cut fabric as sash.



Make a matching sheet bandeau-top and floor-length skirt.

- Cut a sheet, tablecloth, or curtain into two pieces, with one piece about a third of the cloth and the other the remaining two thirds.
- Tie the smaller piece around your chest and tie it in the back. Adjust the width of your top by folding the fabric to suit before tying and securing. Another option is to bring the fabric from back to

front and make a knot at your sternum. Then twist the remaining fabric to reduce its bulk, bring the ends up and around your neck, and tie a second knot at the nape.

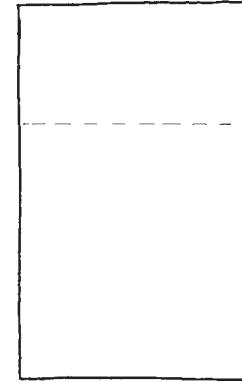
- For your skirt, take the remaining, larger cloth and tie it around your waist, knotting it at the front or side. A side knot will look more demure and bridal. Cut off excess length and quickly baste the bottom seam by bringing a threaded needle up through the fabric, then down and up again, at $\frac{1}{4}$ -inch intervals.



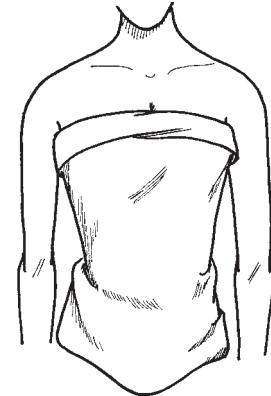
Make a sheet ball gown.

- Take an entire sheet and tightly wrap it once around your torso so that the top edge is level with your arm pits. Use safety pins to pin it vertically from the top to mid-thigh to secure it close to your body.
- Wrap the remaining fabric around you again as many times as there is fabric. Pin again vertically where the fabric ends so that the bottom of the sheet rests just above the toes.
- Use scissors to cut a vertical slit from the floor to the back of your knee so you can walk. Baste each edge of the cut fabric so the seams don't fray.
- Pin flowers or decorative appliqué elements taken from hats and handbags onto the dress to hide the safety pins. If anyone asks about your dress, tell them you got it at an exclusive bridal trunk show from a hot new couture designer.

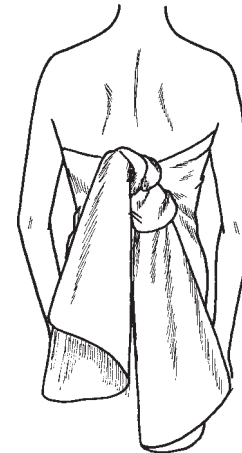
Sheet Bandeau-top and Skirt



Cut.



Finished top, front.



Finished top, back.



Finished gown, full view.



Make a tissue paper dress.

- Scavenge through wedding presents for white wrapping tissue paper.
- Tape or tuck tissue paper to your underwear or slip to create a floaty, layered look. Use the tissue from several packages for maximum demureness.
- To give the dress appealing detail, use scissors to make one inch vertical cuts to the tissue paper for fringe.



For a more casual or beach wedding, make a kinky, terry-cloth towel dress.

- Wrap a white towel around your torso.
- Cut off any overlap and sew the towel together from top to bottom.
- Safety pin white shoelaces from sneakers or casual shoes to the towel to fashion spaghetti-style straps for your dress.



Take a bridesmaid's dress.

Select the bridesmaid who is closest to you in size. Take her dress and soak it in bleach to make it white. Inform her gently that she is out of the wedding.

**WORST-CASE
SCENARIO®**